

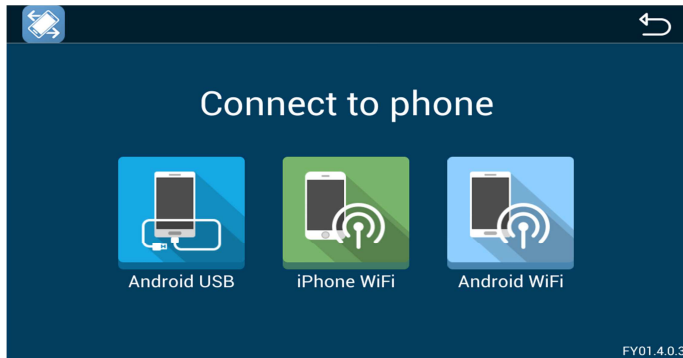


Android Deckless Car Navigation

User Manual

Easy link

click Easylink to enter easylink menu and connect USB cable.



2.10.1 Android phone: support by cable connection as well as wifi connection.

Notice: Please connect Android phone via USB cable for the first time.

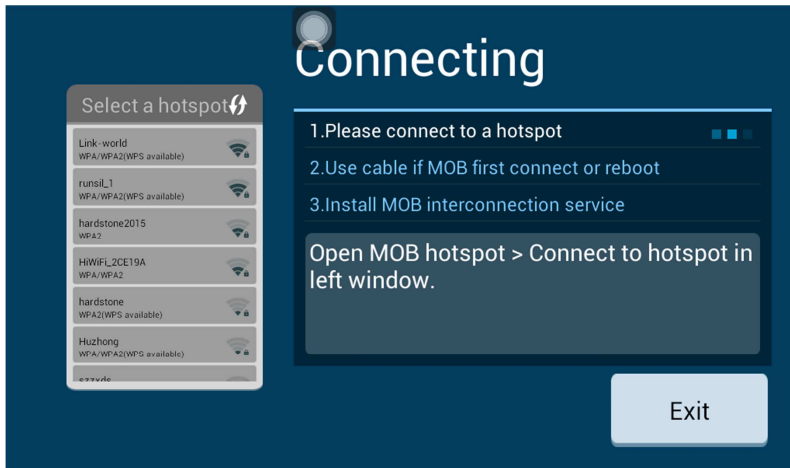
A) Android USB connection



1. click Android USB.
2. Enter developer's option, turn on USB debugging in your cellphone
3. Please also turn on BT for sound transfer.

B. Android USB connection

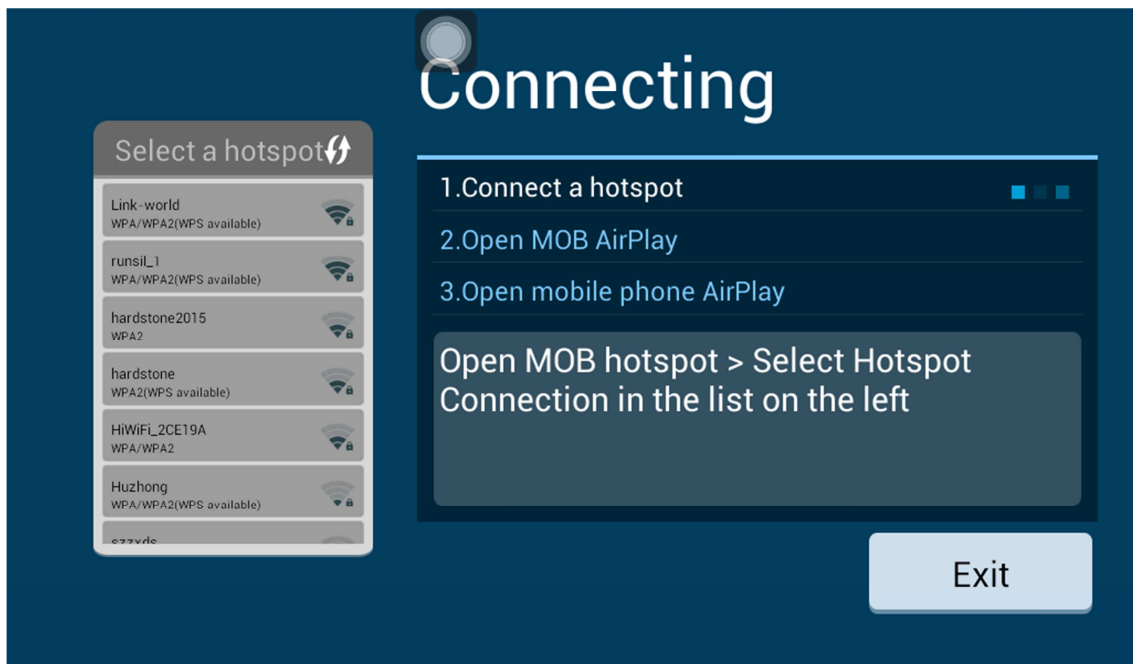
1. Click Android Wifi, then below notice will show up.



2. Turn on cellphone hotspot
3. Connect unit wifi to your cellphone hotspot
4. Install MOB interconnection service if need.

2.10.2 Iphone: support WIFI connection

1. Connect unit wifi to IPHONE hotspot
2. Click easylink, then airplay notice will show up in IPHONE
3. Turn on Airplay in cellphone.
4. Click EC-Mirror, and click on Mirror.



2.10.3 Please refer to your supplier for cellphone compatible and software upgrade issue